

# PHOTO TIPS

## INSIDE ROUTE(S)

Cross bridge at Turn 1 (T-1) & enter Gate 26.

Shoot cars coming out of T-1 up to T-2 or enter Gate 27 uphill to T-2 or T-3, T-3a, T-4, T-5, & T-6.

From T-3a, shoot towards T-2.  
@ T-3a use photo stand.

T-4 shots in morning are good.  
Passing from T-3a to T-4 and inside T-4.

Down photo path to T-5. Shoot back up to T-4 and T-5 top down shots from top of hill.

Continue down photo path back to Family Area. Shoot back to cars cresting hill down into T-6. Shoot from top of hill next to black chain link fence along family area. Do not shoot next to k-wall.

Use caution crossing drag strip and head left on top of hill towards T-7. Many shots: cars coming out of T-6 onto drag strip and many different shots of cars coming down from T-7 to T-8, T-8a. Good shots in front of Corner Worker stand.

Inside T-8a, T-9 & T-10, many panning and passing shots with terraces in background.

Alt. exit from inside @ Gates 22, 23 & 24.

## OUTSIDE ROUTE

Start at Gate 1.

Turn-2 Shots:  
Pan and rear shots with crowds in background.

Race-start shots from Turn 2 Terraces.

Continue on photo path to T-3, 3A & 4. Many good shots.

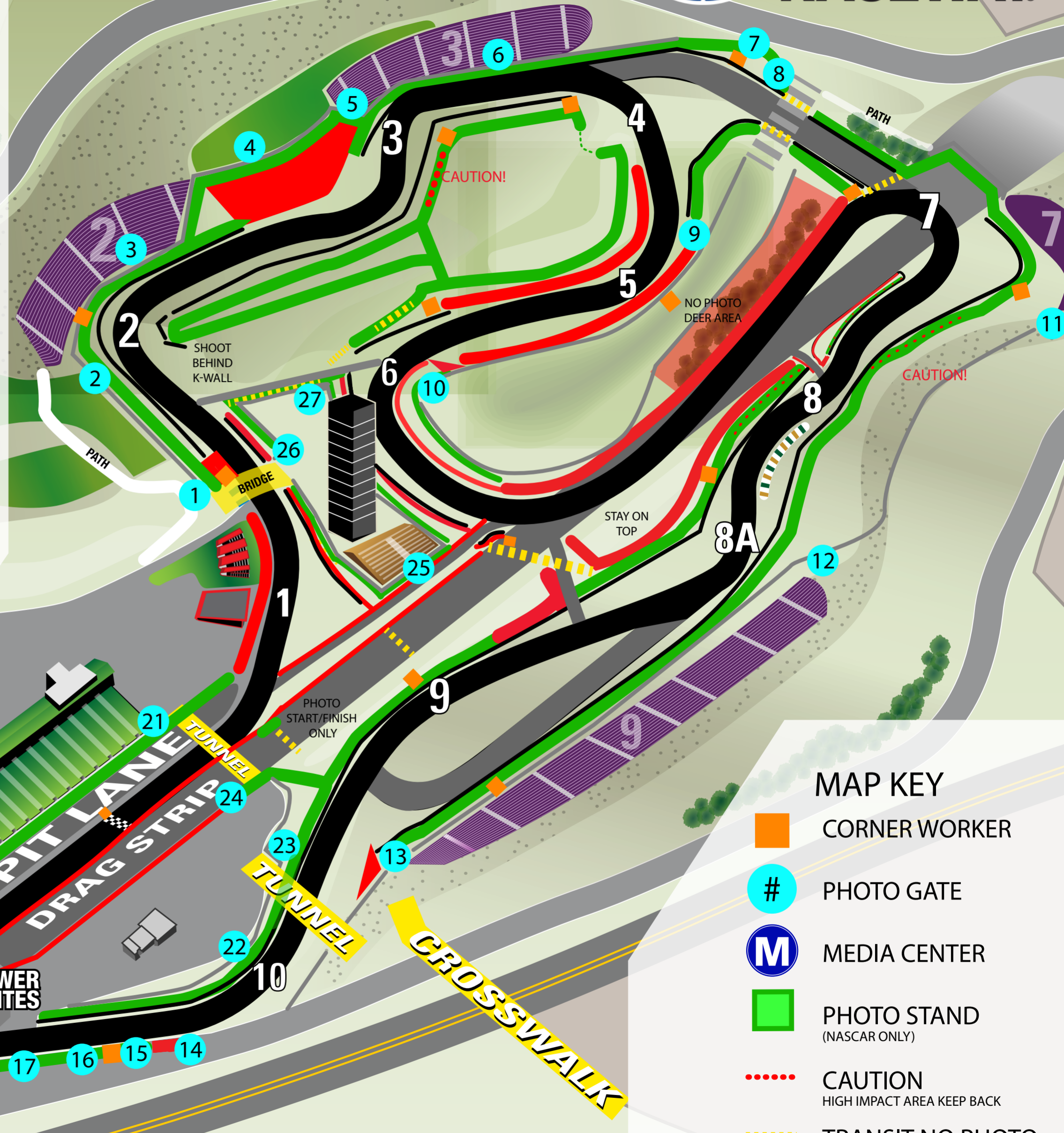
Alt. to T-5 & 6. Exit Gate 8, head under tunnel to gates 9 & 10.

Travel to outside of T-7. Shoot down dragstrip.







Many varied shots from T-7, T-8, T-8a & T-9.

Continue to sound wall and shoot through photo openings (gated).

Travel around buildings to T-11. Shoot from access road and photo stand near gas station.



## MAP KEY

-  CORNER WORKER
-  PHOTO GATE
-  MEDIA CENTER
-  PHOTO STAND (NASCAR ONLY)
-  CAUTION HIGH IMPACT AREA KEEP BACK
-  TRANSIT NO PHOTO

PHOTOGRAPHERS ARE NOT ALLOWED TO CROSS THE TRACK AT ANY TIME. USE TUNNELS & BRIDGES.

ANY QUESTIONS OR CONCERNS PLEASE CALL THE MEDIA CENTER AT 707-933-3400 DURING MAJOR EVENTS OR YOUR VENUE POINT OF CONTACT DURING THAT VENUE'S EVENT